

MUNICIPAL CORPORATION :: RAJAMAHENDRAVARAM

From,
Sri Vijay Rama Raju.V, I.A.S.,
Commissioner,
Municipal Corporation,
RAJAMAHENDRAVARAM.

To
The District Collector,
East Godavari District,
KAKINADA.

Roc. No.2778/2016-E3, Dated:31-03-2017.

Sir,

Sub: 14th Finance Commission - Municipal Corporation, Rajamahendravaram – Service Level Bench Marking of Essential Services to be eligible for performance grant – Gazette to be published – Requested – Regarding.

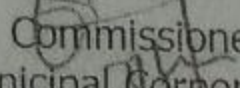
Ref: G.O. Ms. No.56, dated.09-03-2016 of Municipal Administration & Urban Development (UBS) Department, Government of Andhra Pradesh, Hyderabad.

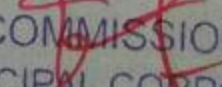
In pursuance of the Government orders cited, the Service Level Bench Marking of Essential Services such as Water Supply, Sewerage, Storm Water Drainage and Solid Waste Management and Minimum service standard targets to be achieved by financial year 2017-18 in Rajamahendravaram Municipal Corporation has to be published in East Godavari District Gazette so as to get eligibility for performance grant.

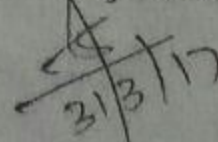
I, therefore submit herewith the Notification copy of East Godavari District Gazette and request the District Collector, East Godavari, Kakinada to kindly publish the above Notification in East Godavari District Gazette at an early date.

Encl: Notification copy.

Yours faithfully,


Commissioner,
Municipal Corporation,
Rajamahendravaram.


COMMISSIONER
MUNICIPAL CORPORATION
RAJAMAHENDRAVARAM


31/3/17

తూర్పు గోదావరి జిల్లా రాజపత్రము

EAST GODAVARI DISTRICT GAZETTEE

అసాధారణ అనుబంధము

EXTRAORDINARY

అధికారము క్రింద ప్రచురణ

PUBLISHED BY AUTHORITY

E.G. No.

KAKINADA

Dated.31-03-2017


Ref. No.2778/2016, Dated.31-03-2017

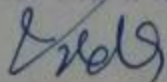
O/o the Municipal Corporation
Rajamahendravaram

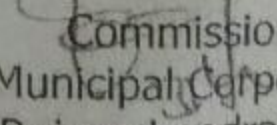
NOTIFICATION

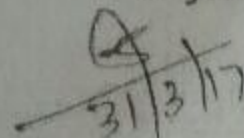
SERVICE LEVEL BENCH MARKING FOR CORE URBAN SERVICES UNDER 14th FINANCE COMMISSION PUBLICATION OF CURRENT SERVICE LEVELS AND MINIMUM SERVICE LEVEL TARGETS PROPOSED TO BE ACHIEVED FOR FINANCIAL YEAR 2017-18 FOR FOUR ESSENTIAL URBAN SERVICES IN RAJAMAHENDRAVARAM MUNICIPAL CORPORATION.

In exercise of the powers vested in section ___ of HMC Act 1955 and in accordance with the In-anticipation orders dated.31-03-2017 of H.W. Mayor of the Municipal Corporation, Rajamahendravaram in the matter and in supersession of all the previous notifications on the subject and in exercise of the fulfilling the conditions stipulated by the 14th Finance Commission hereby makes the current status against each indicator of four services (i.e.,) Water Supply, Sewerage, Storm Water Drainage & Solid Waste Management and minimum service standard targets to be achieved by financial year 2017-18 in Rajamahendravaram Municipal Corporation is published as specified proforma appended to this Notification.


COMMISSIONER
MUNICIPAL CORPORATION
RAJAMAHENDRAVARAM




Commissioner,
Municipal Corporation,
Rajamahendravaram.


31/3/17

14th FINANCE COMMISSION : DECLARATION OF SERVICE LEVEL STANDARDS NOTIFICATION FORMAT

Name of the City / ULB	State	Name of the Municipal Commissioner/Chief Executive Officer	Postal address with PIN code	Phone & Fax Nos.	Email id.	
Rajamahendravaram	Andhra Pradesh	Sri Vijay Rama Raju.V, IAS., Commissioner, Municipal Corporation, Rajamahendravaram	Commissioner, Municipal Corporation, Rajamahendravaram	0883-2469477 0883-2462414	comm_mcr@yahoo.co.in	
Water Supply Indicators						
Coverage of water supply Connections	Per capita supply of water		Extent of water Metering of water connections		Extent of non revenue water	
	Current (2015-16)	Targets (2016-17)	Current (2015-16)	Targets (2016-17)	Current (2015-16)	Targets (2016-17)
Bench Marks	100%	135 lpcd	100%	24 Hours	20%	2.00
Rajahmundry	72.36	80.00	1.14	5.00	20.15	20.00
Sewage Management (Sewerage and Sanitation)						
Coverage of Toilets	Coverage of Sewage network services		Collection efficiency of the sewage network		Adequacy of sewage treatment capacity	
	Current (2015-16)	Targets (2016-17)	Current (2015-16)	Targets (2016-17)	Current (2015-16)	Targets (2016-17)
Bench Marks	100%	100%	100%	100%	100%	100%
Rajahmundry	83.00	100.00	0.00	0.00	70.50	84.70
Solid Waste Management Indicators						
Household level coverage of solid waste management services	Efficiency of Collection of Municipal Solid Waste		Extent of Segregation of Municipal Solid Waste		Extent of Municipal Solid Waste recovered	
	Current (2015-16)	Targets (2016-17)	Current (2015-16)	Targets (2016-17)	Current (2015-16)	Targets (2016-17)
Bench Marks	100%	100%	100%	80%	80%	100%
Rajahmundry	95.72	100.00	99.17	100.00	20.36	50.00
Storm Water Drainage Indicators						
Coverage of Storm Water Drainage network	Incidence of water logging / flooding		Extent of scientific disposal of municipal solid waste		Efficiency in redressal of customer complaints.	
	Current (2015-16)	Targets (2016-17)	Current (2015-16)	Targets (2016-17)	Current (2015-16)	Targets (2016-17)
Bench Marks	100%	100%	100%	80%	80%	100%
Rajahmundry	90.20	94.00	94.00	94.00	98.52	99.00
Water Supply Indicators						
Coverage of water supply Connections	Per capita supply of water		Extent of water Metering of water connections		Extent of non revenue water	
	Current (2015-16)	Targets (2016-17)	Current (2015-16)	Targets (2016-17)	Current (2015-16)	Targets (2016-17)
Bench Marks	100%	135 lpcd	100%	24 Hours	20%	2.00
Rajahmundry	72.36	80.00	1.14	5.00	20.15	20.00
Sewage Management (Sewerage and Sanitation)						
Coverage of Toilets	Coverage of Sewage network services		Collection efficiency of the sewage network		Adequacy of sewage treatment capacity	
	Current (2015-16)	Targets (2016-17)	Current (2015-16)	Targets (2016-17)	Current (2015-16)	Targets (2016-17)
Bench Marks	100%	100%	100%	100%	100%	100%
Rajahmundry	83.00	100.00	0.00	0.00	70.50	84.70
Solid Waste Management Indicators						
Household level coverage of solid waste management services	Efficiency of Collection of Municipal Solid Waste		Extent of Segregation of Municipal Solid Waste		Extent of Municipal Solid Waste recovered	
	Current (2015-16)	Targets (2016-17)	Current (2015-16)	Targets (2016-17)	Current (2015-16)	Targets (2016-17)
Bench Marks	100%	100%	100%	80%	80%	100%
Rajahmundry	95.72	100.00	99.17	100.00	20.36	50.00
Storm Water Drainage Indicators						
Coverage of Storm Water Drainage network	Incidence of water logging / flooding		Extent of scientific disposal of municipal solid waste		Efficiency in redressal of customer complaints.	
	Current (2015-16)	Targets (2016-17)	Current (2015-16)	Targets (2016-17)	Current (2015-16)	Targets (2016-17)
Bench Marks	100%	100%	100%	80%	80%	100%
Rajahmundry	90.20	94.00	94.00	94.00	98.52	99.00

There is no sewerage system. The existing 30 MLD STP is being used for sullage water treatment.

[Signature]
COMMISSIONER
MUNICIPAL CORPORATION, RAJAMAHENDRAVARAM

[Signature]
COMMISSIONER
MUNICIPAL CORPORATION, RAJAMAHENDRAVARAM